

Bearing Lubrication System

BEARING LUBRICATION & FILTRATION SYSTEMS

Oil Filtration Systems – Bearing Lubrication & Filtration Systems were developed to reduce overall operational and maintenance cost associated with contaminated bearings, gear boxes, and other rotational equipment. The end-user is able to purify a system's lube oil while on-line. This process removes harmful contaminants before they can accumulate and cause problems. Our systems can be designed to filter, lubricate, remove heat, monitor flow, monitor temperature and monitor pressure at the same time to ensure maximum system performance and reliability. They can be equipped to remove particulate, water, and acid in one complete system.

- **Maximize bearing life.**
- **Extend oil life.**
- **Reduce mechanical component wear.**
- **Reduce downtime.**
- **Achieve the highest degree of preventive maintenance.**

Our Bearing Lubrication and Filtration Systems are recommended for systems that have:

- **High frequency of bearing failure.**
- **High mechanical wear due to contaminated lube oil.**
- **Fluids with high particle counts.**
- **Oils with high water content.**



FEATURES

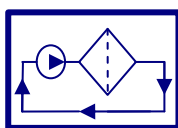
High efficiency particulate removal elements: Synthetic - inert & inorganic filter media. Removes particles as small as ½ micron after one pass.

Water removal capability: Remove water from the lubrication oil while filtering.

Optional heat exchanger: Remove excess heat and reduce equipment and oil temperature. Maximize oil life and control oil oxidation.

Custom design capability: We custom design our systems to meet the demands of each unique application. Monitor flow, temperature and pressure in one package.

Heat removal capability: We can incorporate heat exchangers to help lower oil & overall system temperature.

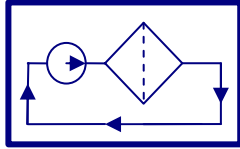


OIL FILTRATION SYSTEMS, INC.

Phone: 830-816-3332

Fax: 830-816-3331

www.oilfiltrationsystems.com



Bearing Lubrication System

Mechanical Specifications

Flow rate options from: .01 to 1000 GPM

Flow meters: Monitor system flow and provide low & high level flow indication.

Heat exchanger: Air cooled or liquid cooled options. Remove heat from the system and lower the lubricating fluid temperature.

Filter Housings: 1, 2, or 3 filter vessels for particulate, water & acid removal.

Plugged element indication: Differential pressure gauges provide 30-40 PSID indication when the elements need to be changed.

Pump: Heavy-duty self-priming positive displacement gear pump or centrifugal pump options.

Connections: NPT standard. Flange, SAE, or JIC options available.

Gauges: System temperature and pressure gauges are standard.

Oil Sample Valve: Oil sample valve for quick & convenient oil analysis.

Electrical Specifications


Voltage options: 120 / 220 VAC, 1 Ph., 60 Hz
220/380/480/575 VAC, 3 Ph., 60 Hz & 50 Hz.

Motors: 1/4 - 100 hp, 1750 RPM, TEFC or explosion proof.

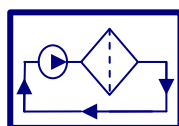
Control: Remote or manual start options.

Enclosures: Nema 4X standard. Optional Nema 7 explosion proof.

Custom options are available



For technical support & application help call us at 830-816-3332



OIL FILTRATION SYSTEMS, INC.

Phone: 830-816-3332

Fax: 830-816-3331

www.oilfiltrationsystems.com